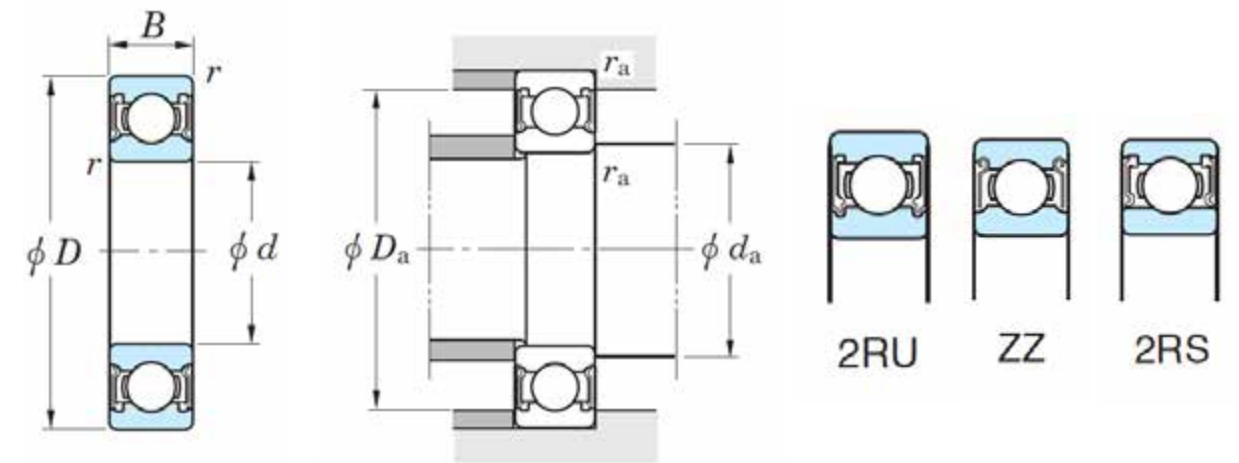
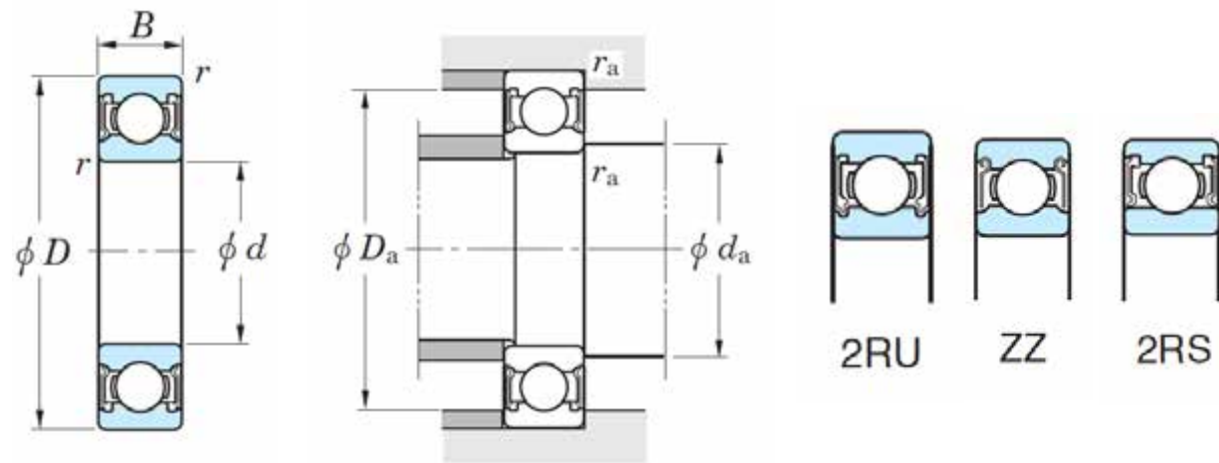




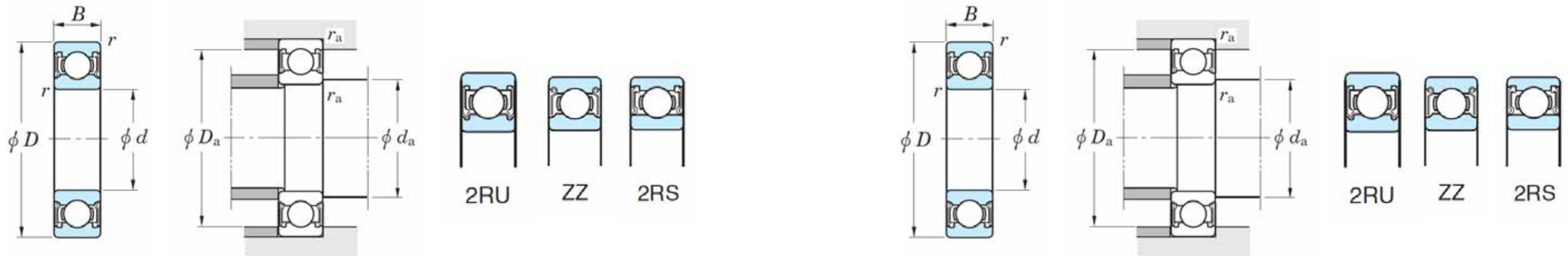
Boundary dimensions(mm)				Basic load ratings(kN)		Fatigue load limit(kN)	Factor	Limiting speeds(min-1)			Bearing No.	Mounting dimensions				Mass Open type (kg)					
d	D	B	r min.	Cr	Cor	Cu	fo	Grease lub.				Open	Shielded	Non-contact sealed*	Extremely light contact sealed*		Contact sealed				
								(Z, ZZ RU, 2RU)	(RD, 2RD)	(RS, 2RS)								Bearing Ref	da min.	da max.	Da max.
10	26	8	0.3	5.7	1.95	0.1	12.3	31 000	28 000	19 000	6000	-	6000 ZZ	6000 2RU	6000 2RD	6000 2RS	12	13	24	0.3	0.019
12	28	8	0.3	6.4	2.4	0.12	13.2	27 000	24 000	17 000	6001	-	6001 ZZ	6001 2RU	6001 2RD	6001 2RS	14	15	26	0.3	0.022
15	32	9	0.3	7	2.85	0.15	13.9	23 000	21 000	14 000	6002	-	6002 ZZ	6002 2RU	6002 2RD	6002 2RS	17	18.5	30	0.3	0.03
17	35	10	0.3	7.5	3.25	0.17	14.4	21 000	19 000	12 000	6003	-	6003 ZZ	6003 2RU	6003 2RD	6003 2RS	19	21	33	0.3	0.039
20	42	12	0.6	11.7	5.05	0.35	13.9	17 000	15 000	10 000	6004	-	6004 ZZ	6004 2RU	6004 2RD	6004 2RS	24	25	38	0.6	0.069
25	47	12	0.6	12.6	5.85	0.38	14.5	15 000	14 000	9 000	6005	-	6005 ZZ	6005 2RU	6005 2RD	6005 2RS	29	29.5	43	0.6	0.08
30	55	13	1	16.5	8.25	0.53	14.7	13 000	12 000	7 500	6006	-	6006 ZZ	6006 2RU	6006 2RD	6006 2RS	35	36	50	1	0.116
35	62	14	1	19.9	10.3	0.64	14.9	11 000	9 900	6 500	6007	-	6007 ZZ	6007 2RU	6007 2RD	6007 2RS	40	42	58	1	0.155
40	68	15	1	20.9	11.5	0.69	15.2	10 000	9 000	5 800	6008	-	6008 ZZ	6008 2RU	6008 2RD	6008 2RS	45	46.5	63	1	0.192
45	75	16	1	26.2	15.1	0.9	15.3	9 200	8 300	5 300	6009	6009	6009 ZZ	6009 2RU	6009 2RD	6009 2RS	50	51.5	70	1	0.245
50	80	16	1	27.3	16.6	0.96	15.6	8 400	7 600	4 800	6010	-	6010 ZZ	6010 2RU	6010 2RD	6010 2RS	55	57	75	1	0.261
55	90	18	1.1	35.3	21.2	1.25	15.3	7 600	6 800	4 300	6011	-	6011 ZZ	6011 2RU	6011 2RD	6011 2RS	61.5	62	83.5	1	0.385
60	95	18	1.1	36.8	23.2	1.35	15.6	7 100	-	4 000	6012	-	6012 ZZ	6012 2RU	6012 2RD	6012 2RS	66.5	68.5	88.5	1	0.415
65	100	18	1.1	38.1	25.2	1.4	15.8	7 600	-	3 700	6013	-	6013 ZZ	6013 2RU	-	6013 2RS	71.5	74.5	93.5	1	0.435
70	110	20	1.1	47.6	30.9	1.8	15.6	7 100	-	3 500	6014	-	6014 ZZ	6014 2RU	-	6014 2RS	76.5	79.5	103.5	1	0.602
75	115	20	1.1	49.4	33.5	1.9	15.8	6 700	-	3 300	6015	-	6015 ZZ	6015 2RU	-	6015 2RS	81.5	84.5	108.5	1	0.638
80	125	22	1.1	59.5	39.8	2.25	15.6	5 300	-	3 100	6016	-	6016 ZZ	6016 2RU	-	6016 2RS	86.5	90	118.5	1	0.85
85	130	22	1.1	61.8	43.1	2.35	15.8	5 000	-	2 900	6017	-	6017 ZZ	6017 2RU	-	6017 2RS	91.5	96.5	123.5	1	0.89
90	140	24	1.5	72.8	49.7	2.65	15.6	4 700	-	2 700	6018	-	6018 ZZ	6018 2RU	-	6018 2RS	98	100.5	132	1.5	1.16
95	145	24	1.5	75.5	53.9	2.75	15.8	4 400	-	2 500	6019	-	6019 ZZ	6019 2RU	-	6019 2RS	103	107.5	137	1.5	1.21
100	150	24	1.5	75.2	54.2	2.7	15.9	4 300	-	2 500	6020	-	6020 ZZ	6020 2RU	-	6020 2RS	108	112	142	1.5	1.25
105	160	26	2	90.4	65.8	3.2	15.8	4 000	-	2 300	6021	-	6021 ZZ	6021 2RU	-	6021 2RS	114	119	151	2	1.59
110	170	28	2	103	73	3.55	15.6	3 800	-	2 200	6022	-	6022 ZZ	6022 2RU	-	6022 2RS	119	123	161	2	1.96
120	180	28	2	106	79.3	3.6	15.9	3 600	-	2 100	6024	-	6024 ZZ	6024 2RU	-	6024 2RS	129	136	171	2	2.07
130	200	33	2	133	101	4.45	15.8	3 200	-	1 900	6026	-	6026 ZZ	6026 2RU	-	6026 2RS	139	146.5	191	2	3.16
130	200	33	-	-	-	-	-	-	-	-	6026	-	6026 ZZ	-	-	-	-	-	-	-	-
140	210	33	2	137	109	4.55	15.9	3 000	-	1 800	6028	-	6028 ZZ	6028 2RU	-	6028 2RS	149	158.5	201	2	3.55
150	225	35	2.1	157	126	5.1	16	2 800	-	1 600	6030	-	6030 ZZ	6030 2RU	-	6030 2RS	161	168.5	214	2	4.22

* Not a stocked range although available on request.



Boundary dimensions(mm)				Basic load ratings(kN)		Fatigue load limit(kN)	Factor	Limiting speeds(min-1)			Bearing Ref.	Bearing No.				Mounting dimensions				Mass Open type (kg)
d	D	B	r min.	Cr	Cor	Cu	fo	Grease lub.				Shielded	Non-contact sealed*	Extremely light contact sealed*	Contact sealed	da		Da	ra	
								(Z, ZZ RU, 2RU)	(RD, 2RD)	(RS, 2RS)						min.	max.			
10	30	9	0.6	6.4	2.4	0.12	13.2	24 000	22 000	16 000	6200	6200 ZZ	6200 2RU	6200 2RD	6200 2RS	14	15	26	0.6	0.032
12	32	10	0.6	8.5	3.05	0.24	12.3	22 000	20 000	15 000	6201	6201 ZZ	6201 2RU	6201 2RD	6201 2RS	16	16.5	28	0.6	0.037
15	35	11	0.6	9.55	3.75	0.29	13.2	20 000	18 000	13 000	6202	6202 ZZ	6202 2RU	6202 2RD	6202 2RS	19	19.5	31	0.6	0.045
17	40	12	0.6	12	4.8	0.37	13.2	17 000	15 000	12 000	6203	6203 ZZ	6203 2RU	6203 2RD	6203 2RS	21	22	36	0.6	0.065
20	47	14	1	16	6.65	0.51	13.2	15 000	14 000	9 700	6204	6204 ZZ	6204 2RU	6204 2RD	6204 2RS	25	26.5	42	1	0.106
25	52	15	1	17.5	7.85	0.55	13.9	13 000	12 000	8 400	6205	6205 ZZ	6205 2RU	6205 2RD	6205 2RS	30	31.5	47	1	0.128
30	62	16	1	24.3	11.3	0.8	13.9	11 000	9 900	7 000	6206	6206 ZZ	6206 2RU	6206 2RD	6206 2RS	35	37.5	57	1	0.199
35	72	17	1.1	32.1	15.4	1.1	13.9	9 200	8 300	6 000	6207	6207 ZZ	6207 2RU	6207 2RD	6207 2RS	41.5	43.5	65.5	1	0.288
40	80	18	1.1	36.4	17.8	1.25	14	8 300	7 500	5 400	6208	6208 ZZ	6208 2RU	6208 2RD	6208 2RS	46.5	49	73.5	1	0.366
45	85	19	1.1	40.9	20.3	1.4	14	7 700	6 900	5 100	6209	6209 ZZ	6209 2RU	6209 2RD	6209 2RS	51.5	53.5	78.5	1	0.407
50	90	20	1.1	43.9	23.3	1.55	14.4	7 100	6 400	4 600	6210	6210 ZZ	6210 2RU	6210 2RD	6210 2RS	56.5	59	83.5	1	0.463
55	100	21	1.5	54.2	29.4	1.95	14.4	6 300	5 700	4 100	6211	6211 ZZ	6211 2RU	6211 2RD	6211 2RS	63	66	92	1.5	0.607
60	110	22	1.5	65.6	36.2	2.4	14.4	5 700	5 100	3 700	6212	6212 ZZ	6212 2RU	6212 2RD	6212 2RS	68	72.5	102	1.5	0.783
65	120	23	1.5	71.5	40.1	2.65	14.4	5 400	-	3 500	6213	6213 ZZ	6213 2RU	6213 2RD	6213 2RS	73	79	112	1.5	0.99
70	125	24	1.5	77.8	44.1	2.9	14.5	5 100	-	3 300	6214	6214 ZZ	6214 2RU	-	6214 2RS	78	84	117	1.5	1.07
75	130	25	1.5	84.3	48.3	3.1	14.5	4 800	-	3 100	6215	6215 ZZ	6215 2RU	-	6215 2RS	83	88.5	122	1.5	1.18
80	140	26	2	90.9	53	3.25	14.6	4 500	-	2 900	6216	6216 ZZ	6216 2RU	-	6216 2RS	89	93	131	2	1.4
85	150	28	2	105	61.9	3.7	14.5	4 200	-	2 700	6217	6217 ZZ	6217 2RU	-	6217 2RS	94	102	141	2	1.79
90	160	30	2	120	71.5	4.2	14.5	3 900	-	2 600	6218	6218 ZZ	6218 2RU	-	6218 2RS	99	108.5	151	2	2.15
95	170	32	2.1	136	81.9	4.65	14.4	3 700	-	2 400	6219	6219 ZZ	6219 2RU	-	6219 2RS	106	113	159	2	2.62
100	180	34	2.1	153	93.1	5.15	14.4	3 500	-	2 300	6220	6220 ZZ	6220 2RU	-	6220 2RS	111	122	169	2	3.14
105	190	36	2.1	166	105	5.7	14.4	3 300	-	2 200	6221	6221 ZZ	6221 2RU	-	6221 2RS	116	127	179	2	3.7
110	200	38	2.1	180	117	6.2	14.4	3 100	-	2 000	6222	6222 ZZ	6222 2RU	-	6222 2RS	121	136.5	189	2	4.36
120	215	40	2.1	194	131	6.65	14.4	2 900	-	1 900	6224	6224 ZZ	6224 2RU	-	6224 2RS	131	144	204	2	5.15
150	270	45	3	220	168	9.05	15.1	2200	-	-	6230	6230 ZZ	-	-	-	163	183.5	257	2.5	9.41

* Not a stocked range although available on request.



Boundary dimensions(mm)				Basic load ratings(kN)		Fatigue load limit(kN)	Factor	Limiting speeds(min-1)			Bearing No.	Mounting dimensions				Mass Open type (kg)				
d	D	B	r min.	Cr	Cor	Cu	fo	Grease lub.				Shielded	Non-contact sealed*	Extremely light contact sealed*	Contact sealed		da		Da	ra
								(Z, ZZ RU, 2RU)	(RD, 2RD)	(RS, 2RS)							Bearing Ref.	min.		
10	35	11	0.6	10.1	3.45	0.27	11.2	22 000	20 000	16 000	6300	6300 ZZ	6300 2RU	6300 2RD	6300 2RS	14	16	31	0.6	0.053
12	37	12	1	12.1	4.2	0.42	11.1	20 000	18 000	15 000	6301	6301 ZZ	6301 2RU	6301 2RD	6301 2RS	17	17.5	32	1	0.06
15	42	13	1	14.3	5.45	0.46	12.3	17 000	15 000	12 000	6302	6302 ZZ	6302 2RU	6302 2RD	6302 2RS	20	21.5	37	1	0.082
17	47	14	1	17	6.65	0.55	12.4	15 000	14 000	10 000	6303	6303 ZZ	6303 2RU	6303 2RD	6303 2RS	22	24.3	42	1	0.115
20	52	15	1.1	19.9	7.85	0.66	12.3	14 000	13 000	9 500	6304	6304 ZZ	6304 2RU	6304 2RD	6304 2RS	26.5	27	45.5	1	0.144
25	62	17	1.1	25.7	11.3	0.86	13.2	11 000	9 900	7 500	6305	6305 ZZ	6305 2RU	6305 2RD	6305 2RS	31.5	34	55.5	1	0.232
30	72	19	1.1	33.3	15	1.15	13.3	9 600	8 600	6 400	6306	6306 ZZ	6306 2RU	6306 2RD	6306 2RS	36.5	40	65.5	1	0.346
35	80	21	1.5	41.7	19.3	1.45	13.2	8 500	7 700	5 700	6307	6307 ZZ	6307 2RU	6307 2RD	6307 2RS	43	46	72	1.5	0.457
40	90	23	1.5	50.9	24	1.85	13.2	7 700	6 900	5 100	6308	6308 ZZ	6308 2RU	6308 2RD	6308 2RS	48	51.5	82	1.5	0.633
45	100	25	1.5	61.1	29.5	2.25	13.3	6 800	6 100	4 500	6309	6309 ZZ	6309 2RU	6309 2RD	6309 2RS	53	59.5	92	1.5	0.833
50	110	27	2	77.5	38.3	2.9	13.2	6 100	5 500	4 100	6310	6310 ZZ	6310 2RU	6310 2RD	6310 2RS	59	66.5	101	2	1.07
55	120	29	2	89.5	45	3.45	13.2	5 600	-	3 700	6311	6311 ZZ	6311 2RU	-	6311 2RS	64	74.5	111	2	1.37
60	130	31	2.1	102	52.2	3.95	13.2	5 200	-	3 500	6312	6312 ZZ	6312 2RU	-	6312 2RS	71	80	119	2	1.7
65	140	33	2.1	116	59.9	4.5	13.2	4 800	-	3 200	6313	6313 ZZ	6313 2RU	-	6313 2RS	76	86	129	2	2.08
70	150	35	2.1	130	68.2	4.95	13.2	4 500	-	3 000	6314	6314 ZZ	6314 2RU	-	6314 2RS	81	92	139	2	2.52
75	160	37	2.1	142	77.2	5.4	13.2	4 200	-	2 800	6315	6315 ZZ	6315 2RU	-	6315 2RS	86	97.5	149	2	3.02
80	170	39	2.1	154	86.7	5.85	13.3	3 900	-	2 700	6316	6316 ZZ	6316 2RU	-	6316 2RS	91	105	159	2	3.59
85	180	41	3	166	96.8	6.35	13.3	3 700	-	2 500	6317	6317 ZZ	6317 2RU	-	6317 2RS	98	111	167	2.5	4.23
90	190	43	3	178	107	8.8	13.3	3 500	-	2 400	6318	6318 ZZ	6318 2RU	-	6318 2RS	103	117	177	2.5	4.91
95	200	45	3	191	119	9.45	13.3	3 300	-	2 200	6319	6319 ZZ	6319 2RU	-	6319 2RS	108	122	187	2.5	5.67
100	215	47	3	216	141	10.9	13.2	3 000	-	2 100	6320	6320 ZZ	6320 2RU	-	6320 2RS	113	131	202	2.5	7
105	225	49	3	230	153	11.7	13.2	2 900	-	-	6321	6321 ZZ	6321 2RU	6321 2RD	6321 2RS	118	-	212	2.5	8.05
110	240	50	3	257	180	13.3	13.2	2 700	-	-	6322	6322 ZZ	6322 2RU	6322 2RD	6322 2RS	123	-	227	2.5	9.54
120	260	55	3	258	185	12.6	13.5	2 500	-	-	6324	6324 ZZ	6324 2RU	6324 2RD	6324 2RS	133	-	247	2.5	12.5

* Not a stocked range although available on request.