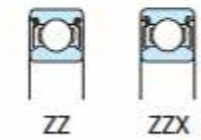
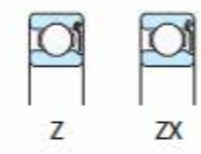
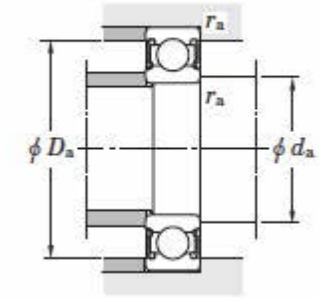
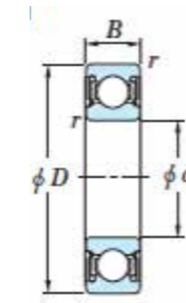


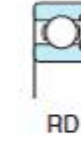
d	D	B	Bearing No.	Type
17	62	17	6403-ZZ	Metal Shields
20	72	19	6404-ZZ	Metal Shields
25	80	21	6405-ZZ	Metal Shields
30	90	23	6406-ZZ	Metal Shields
35	100	25	6407-ZZ	Metal Shields
40	110	27	6408-ZZ	Metal Shields
45	120	29	6409-ZZ	Metal Shields
45	120	29	6409C3	Open
50	130	31	6410-ZZ	Metal Shields
55	140	33	6411C3	Open
65	160	37	6413NRC3	Open w/Snap Ring



Shielded



Non-contact sealed



Extremely light contact sealed



Contact sealed

Deep Groove Ball Bearings

60/62/63 Series

Boundary dimensions(mm)				Basic load ratings(kN)		Fatigue load limit(kN)	Factor	Limiting speeds(min-1)			Bearing No.	Mounting dimensions				Mass Open type (kg)					
d	D	B	r min.	C _r	C _{or}	C _u	f _o	Grease lub.				Open	Shielded*	Non-contact sealed*	Extremely light contact sealed*		Contact sealed	d _a		D _a	r _a
								(Z, ZZ, RU, 2RU)	(RD, 2RD)	(RS, 2RS)								Bearing Ref.	min.		
22	44	12	0.6	11.7	5.15	0.350	14.1	17000	15000	9900	60/22	-	60/22 ZZ	60/22 2RU	60/22 2RD	60/22 2RS	26	26.5	40	0.6	0.073
28	52	12	0.6	15.6	7.4	0.480	14.5	14000	13000	8100	60/28	-	60/28 ZZ	60/28 2RU	60/28 2RD	60/28 2RS1	32	33	48	0.6	0.097
32	58	13	1	18.8	9.15	0.600	14.5	12000	11000	7200	60/32	-	60/32 ZZ	60/32 2RU	60/32 2RD	60/32 2RS	37	38	53	1	0.127
22	50	14	1	16.0	6.65	0.510	13.2	14000	9700	17000	62/22	-	62/22 ZZ	62/22 2RU	62/22 2RD	62/22 2RS	27	27	45	1	0.118
28	58	16	1	22.4	9.75	0.720	13.4	12000	11000	7600	62/28	-	62/28 ZZ	62/28 2RU	62/28 2RD	62/28 2RS	33	35	53	1	0.173
32	65	17	1	29.4	13.1	0.990	13.3	10000	9000	6900	62/32	-	62/32 ZZ	62/32 2RU	62/32 2RD	62/32 2RS	37	38.5	60	1	0.228
22	56	16	-	-	-	-	-	-	-	-	63/22	-	-	-	-	63/22 2RK	-	-	-	-	-
28	68	18	1.1	29.4	13.1	0.990	13.3	10000	9000	6900	63/28	-	63/28 ZZ	63/28 2RU	63/28 2RD	63/28 2RS	34.5	37.5	61.5	1	0.328
32	75	20	1.1	37.6	16.2	1.30	12.7	9300	8400	6400	63/32	-	63/32 ZZ	63/32 2RU	63/32 2RD	63/32 2RS	38.5	41	68.5	1	0.437

* Not a stocked range although available on request.