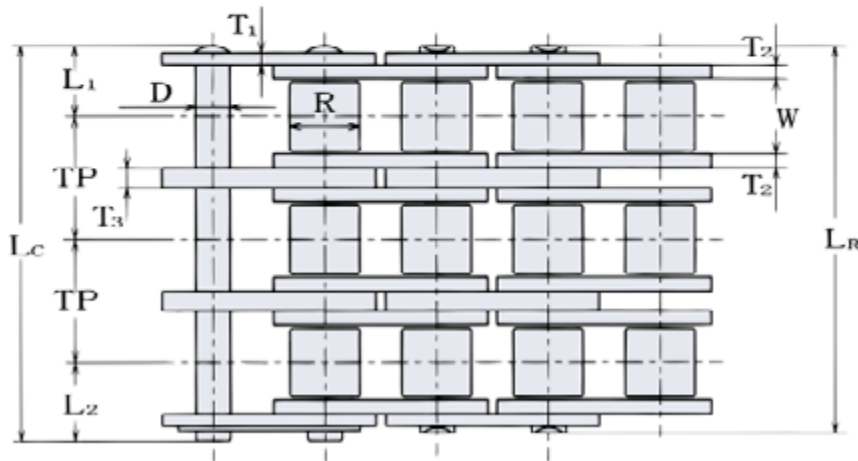
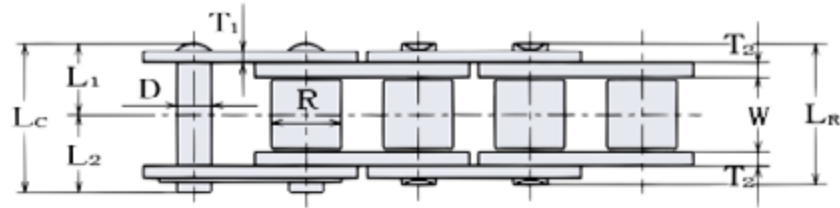


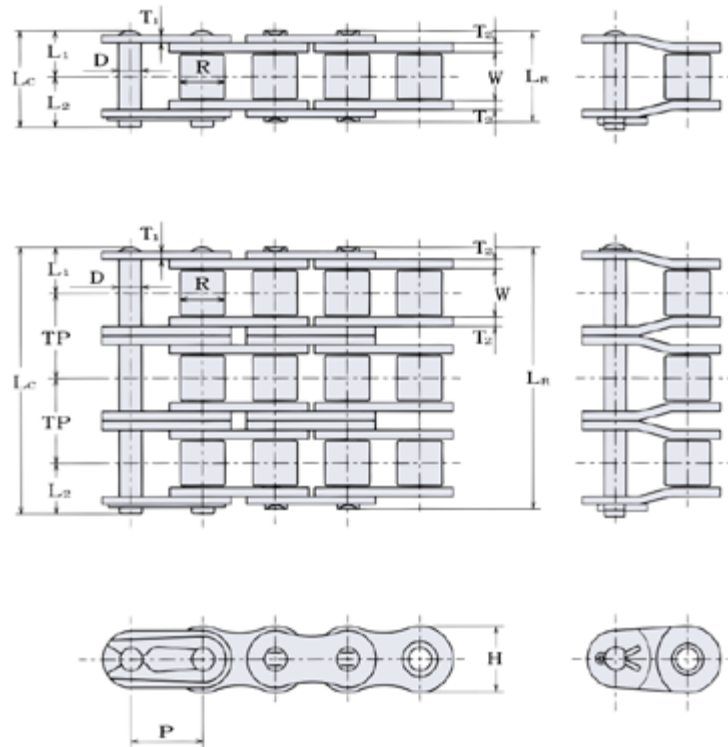
SY BS standard roller chains are standardized in accordance with ISO 606 B and fully interchangeable with chains manufactured according to BS 228 and DIN 8187.

Supplied, in rivet type, to European countries as well as replacement on machinery employing BS standard chains.



## 04, 05B & 06B

SY Chain No. (BS)	Dimensions - mm													Average Ultimate Strength Kn	Maximum Allowable Load kN	Average Chain Weight kg/m
	Pitch P	Bushing		Pin				Plate			Trans. Pitch TP					
		Width W	Dia. R	Dia. D	Length		Height H	Thick.								
				LR	LC	L1	L2		T1	T2	T3					
04	6	2.8	4	1.85	-	-	-	-	-	-	-	-	-	-	-	-
05B	8	3	5	2.31	-	-	-	-	-	-	-	-	-	-	-	-
05B-2					-	-	-	-	-	-	-	-	-	-	-	-
06B	9.525	5.72	6.35	3.28	12.6	13.4	6.3	7.1	8.2	1.0	1.25	1.6	10.24	8.92	1.7	0.41
06B-2					22.9	23.7								16.9	2.9	0.78
06B-3					33.2	33.7								24.9	4.2	1.18



## 08B

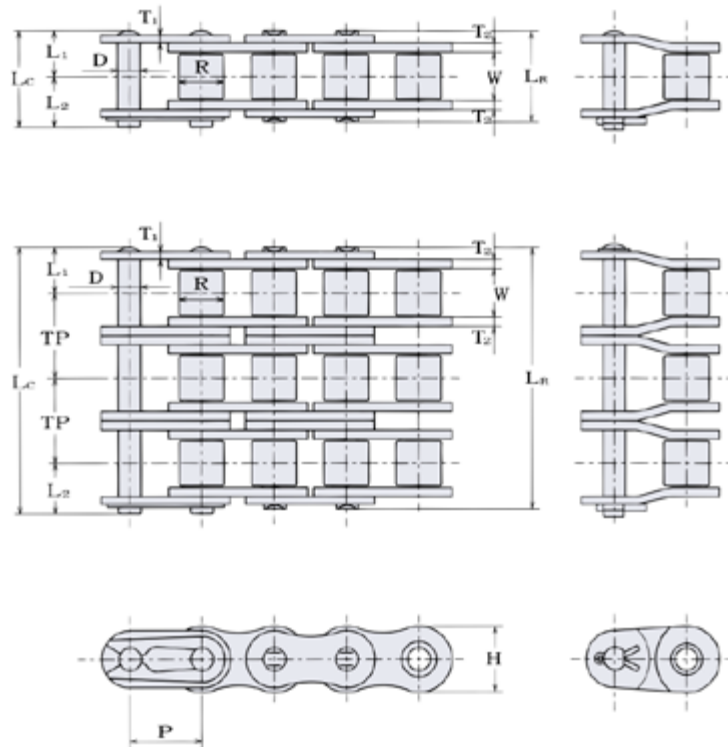
SY Chain No. (BS)	Dimensions - mm												Average Ultimate Strength	Maximum Allowable Load	Average Chain Weight	
	Pitch	Bushing		Pin				Plate			Trans. Pitch					
		Width	Dia.	Dia.	Length		Height	Thick.								
	P	W	R	D	LR	LC	L1	L2	H	T1	T2	T3				TP
08B*					16.7	18.2					-		17.8	3.14	0.61	0.41
08B-2	12.7	7.75	8.51	4.45	30.6	31.9	8.4	9.8	11.8	1.5	-	13.92	31.1	5.35	1.26	0.78
08B-3					44.5	45.8					-		44.5	7.85	1.88	1.18

\* Also stocked in 100ft and 50ft reels.

## 10B

SY Chain No. (BS)	Dimensions - mm												Average Ultimate Strength	Maximum Allowable Load	Average Chain Weight	
	Pitch	Bushing		Pin				Plate			Trans. Pitch					
		Width	Dia.	Dia.	Length		Height	Thick.								
	P	W	R	D	LR	LC	L1	L2	H	T1	T2	T3				TP
10B*					19	20.7					-		22.2	4.9	0.89	0.41
10B-2	15.875	9.65	10.16	5.08	35.6	37.3	9.5	11.2	14.7	1.65	-	16.59	44.5	8.33	1.79	0.78
10B-3					52.4	54.4					-		66.7	12.2	2.66	1.18

\* Also stocked in 100ft and 50ft reels.



## 12B

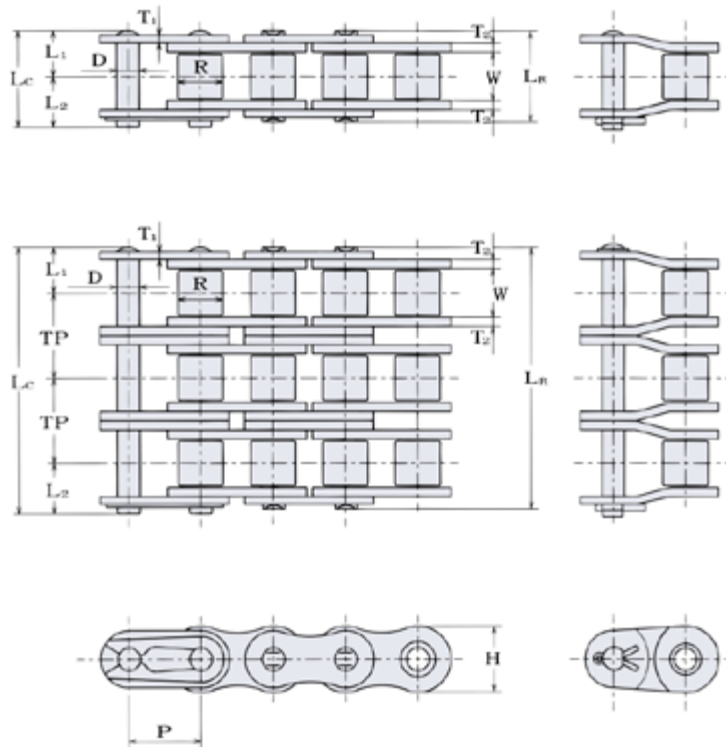
SY Chain No. (BS)	Dimensions - mm												Trans. Pitch	Average Ultimate Strength	Maximum Allowable Load	Average Chain Weight
	Pitch	Bushing		Pin				Plate								
		Width	Dia.	Dia.	Length		Height	Thick.								
	P	W	R	D	LR	LC	L1	L2	H	T1	T2	T3				
12B*					22	23.6					-		28.9	7.06	1.14	0.41
12B-2	19.05	11.68	12.07	5.72	41.6	43.1	11.0	12.6	16.1	1.8	-	19.46	57.8	12.0	2.28	0.78
12B-3					61.1	62.7					-		86.7	17.6	3.36	1.18

\* Also stocked in 100ft and 50ft reels.

## 16B

SY Chain No. (BS)	Dimensions - mm												Trans. Pitch	Average Ultimate Strength	Maximum Allowable Load	Average Chain Weight
	Pitch	Bushing		Pin				Plate								
		Width	Dia.	Dia.	Length		Height	Thick.								
	P	W	R	D	LR	LC	L1	L2	H	T1	T2	T3				
16B*					35.1	38.2							60	16.4	2.59	0.41
16B-2	25.4	17.02	15.88	8.26	67.2	70.1	17.6	20.6	21.0	3.2	4.0	31.88	106	21.4	5.13	0.78
16B-3					99.2	102.5							160	31.5	7.68	1.18

\* Also stocked in 100ft and 50ft reels.

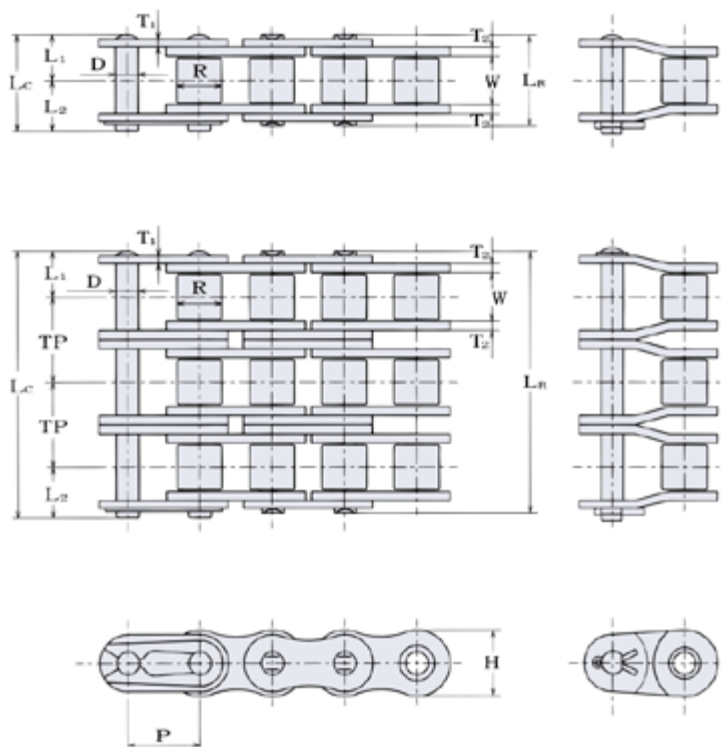


## 20B

SY Chain No. (BS)	Dimensions - mm												Average Ultimate Strength	Maximum Allowable Load	Average Chain Weight	
	Pitch	Bushing		Pin				Plate			Trans. Pitch					
		Width	Dia.	Dia	Length		Height	Thick.								
	P	W	R	D	LR	LC	L1	L2	H	T1	T2	T3				TP
20B					40.2	44							95	25.5	3.76	0.41
20B-2	31.75	19.56	19.05	10.16	76.8	80.6	20.1	23.9	26.4	3.5	4.5	36.45	170	33.3	7.26	0.78
20B-3					113.3	117.2							250	49.0	10.86	1.18

## 24B

SY Chain No. (BS)	Dimensions - mm												Average Ultimate Strength	Maximum Allowable Load	Average Chain Weight	
	Pitch	Bushing		Pin				Plate			Trans. Pitch					
		Width	Dia.	Dia	Length		Height	Thick.								
	P	W	R	D	LR	LC	L1	L2	H	T1	T2	T3				TP
24B					53.4	58.1							160	35.7	7.29	0.41
24B-2	38.1	25.4	25.4	14.63	101.8	106.5	26.7	31.4	33.4	4.8	5.9	48.36	280	46.8	14.53	0.78
24B-3					150.2	154.9							425	68.8	21.76	1.18



## 28B

SY Chain No. (BS)	Dimensions - mm												Average Ultimate Strength	Maximum Allowable Load	Average Chain Weight	
	Pitch	Bushing		Pin				Plate			Trans. Pitch					
		Width	Dia.	Dia.	Length		Height	Thick.								
	P	W	R	D	LR	LC	L1	L2	H	T1	T2	T3				TP
28B					65.1	70.5							200	44.5	9.26	0.41
28B-2	44.45	31	27.94	15.88	124.7	130	32.6	37.9	37.0	6.3	7.4	59.56	360	58.3	18.45	0.78
28B-3					184.2	189.6							530	85.8	27.65	1.18

## 32B

SY Chain No. (BS)	Dimensions - mm												Average Ultimate Strength	Maximum Allowable Load	Average Chain Weight	
	Pitch	Bushing		Pin				Plate			Trans. Pitch					
		Width	Dia.	Dia.	Length		Height	Thick.								
	P	W	R	D	LR	LC	L1	L2	H	T1	T2	T3				TP
32B					65.0	71.1							250	51	9.92	0.41
32B-2	50.8	31.00	29.21	17.81	123.4	129.7	32.5	38.6	42.2	6.3	6.9	58.55	450	66.6	19.76	0.78
32B-3					182	188.3							670	98	29.61	1.18